


FRESHNESS. WORLDWIDE. **AHT** 



*BERLIN model.
Integral freezer and chiller cabinets.
Ready to plug in.*

Berlin



*Designed to maximize
sales potential.*

ISO 9001

ISO 14001

Sales growth and increased customer satisfaction.

BERLIN model. The BERLIN with its large glass display area ensures your customers can see the products, which helps to increase impulse sales. The internal light not only attracts customers to the cabinet, it also enhances the products on display. The BERLIN is an integral cabinet so it can be installed anywhere within a store. It can either be a stand alone cabinet or banked together in an aisle. AHT freezer expertise means that the products are kept in the peak of condition at all times no matter how many times the lids are opened and shut.



Key benefits

- Superb product presentation.
- Internal light enhances products and attracts customers.
- AHT technology means products are kept in perfect condition.
- Can be used as a stand alone cabinet or banked in an aisle.
- The Berlin needs no ongoing service maintenance.
- 60% energy saving compared to open top freezer isles.

Varied Positioning Options

- Single unit
- Row positioning
- Block positioning
- **INNOVATION!** Individualised sales area layout made possible with the head-unit
- Can be integrated into existing shelving system

Temperature range

REFRIGERATION: $-1\text{ }^{\circ}\text{C}$ to $+15\text{ }^{\circ}\text{C}$
FREEZING: $-18\text{ }^{\circ}\text{C}$ to $-23\text{ }^{\circ}\text{C}$
FREEZING AND REFRIGERATION (switchable)

The newest AHT innovation!

MEAT AND MINCED MEAT REFRIGERATION: $0\text{ }^{\circ}\text{C}$ to $+2\text{ }^{\circ}\text{C}$
Made possible by flow refrigeration technology.
Ask for our latest brochure!



BERLIN End cap

- 1 "NEW" End cap with consoles
- 2 Impact protection bumpers
- 3 Curved glass lids
- 4 Front glass
- 5 Internal light
- 6 Product labelling




Accessories




Price label holders:
For clearer product pricing



Product labelling and Price tags:
To attract customers



Pedestal (height 160 mm):
To raise the overall height of the cabinet



Divider and base unit:
To maximize merchandising



Impact protection bumpers:
These can be in house colour schemes



Extension feet:
Allows the height of the cabinet to be altered

| Technical Data | | BERLIN 200(V)* | BERLIN 200(-) | BERLIN 210(V)* | BERLIN 210(-) | BERLIN 143(V)* | BERLIN 143(-) |
|------------------------------------|----------------|---------------------------|---------------|---------------------------|---------------|---------------------------|---------------|
| Gross storage capacity | litre | 739 | 739 | 804 | 804 | 424 | 424 |
| Net storage capacity | litre | 470 / 565 | 470 | 515 / 615 | 515 | 235 | 235 |
| Display area | m ² | 1,36 | 1,36 | 1,47 | 1,47 | 0,83 | 0,83 |
| Classification according to EN 441 | | 3L1 / 3S | 3L1 | 3L1 / 3S | 3L1 | 3L1 / 3S | 3L1 |
| Ambient temperature range | °C | +16 bis +25 | +16 bis +25 | +16 bis +25 | +16 bis +25 | +16 bis +25 | +16 bis +25 |
| Range of adjustable inside temp. | °C | -18 bis -23 -1 bis +15 | -18 bis -23 | -18 bis -23 -1 bis +15 | -18 bis -23 | -18 bis -23 -1 bis +15 | -18 bis -23 |
| Sound pressure at 1 m distance | dB(A) | 43,8 | 43,8 | 43,8 | 43,8 | 43,8 | 43,8 |

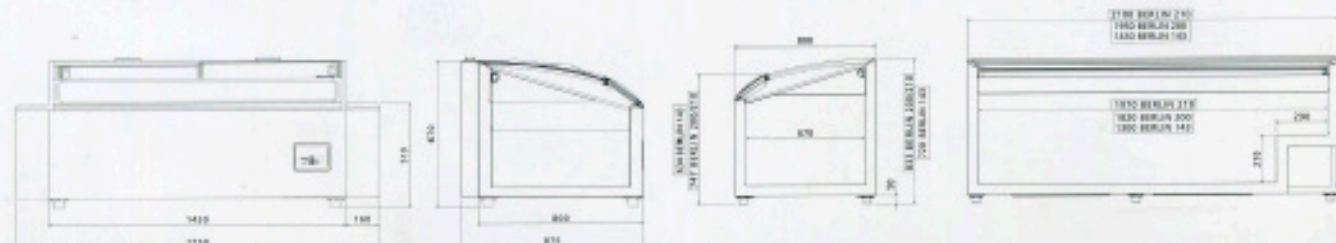
| Electrical Data (values for 25 °C ambient temperature) | | | | | | | |
|--|---------|------------|------------|------------|------------|------------|------------|
| Nominal voltage/frequency | V/Hz | 220-240/50 | 220-240/50 | 220-240/50 | 220-240/50 | 220-240/50 | 220-240/50 |
| Nominal power consumption | W | 510 / 600 | 510 | 510 / 600 | 510 | 380 / 480 | 380 |
| Power consumption illumination | W | 50 | 50 | 50 | 50 | 35 | 35 |
| Nominal current | A | 2,7 / 3,5 | 2,7 | 2,7 / 3,5 | 2,7 | 2,6 / 3,1 | 2,6 |
| Fuse protection | A | 16 | 16 | 16 | 16 | 16 | 16 |
| Protection class | | IP X1 | IP X1 | IP X1 | IP X1 | IP X1 | IP X1 |
| Energy consumption** | kWh/24h | 8,7 / 3,1 | 8,7 | 8,7 / 3,1 | 8,7 | 6,7 / 2,1 | 6,7 |
| Length of main supply cable*** | mm | 1750 | 1750 | 1750 | 1750 | 1750 | 1750 |

| Refrigeration Data | | | | | | | |
|-------------------------------|-----|--------|--------|--------|--------|--------|--------|
| Refrigerant | | R 404A | R 404A | R 404A | R 404A | R 404A | R 404A |
| Refrigerant quantity | g | 230 | 230 | 230 | 230 | 200 | 200 |
| Maximum operating temperature | bar | 30 | 30 | 30 | 30 | 30 | 30 |

| Dimensions | | | | | | | |
|---|--------|---------------|-----------|---------------|-----------|------------|------------|
| Length outside/inside | mm | 1950/1820 | 1950/1820 | 2100/1970 | 2100/1970 | 1430/1300 | 1430/1300 |
| Depth outside/inside | mm | 800/670 | 800/670 | 800/670 | 800/670 | 800/670 | 800/670 |
| Front access height/rear height | mm | 747/833 | 747/833 | 747/833 | 747/833 | 634/720 | 634/720 |
| Height inside front/back | mm | 608/690 | 608/690 | 608/690 | 608/690 | 506/590 | 506/590 |
| Stacking height front/back | mm | 420 / 450/555 | 420 | 420 / 450/555 | 420 | 330 | 330 |
| Net weight | kg | 116 | 116 | 119 | 119 | on request | on request |
| (excl. packaging, excl. internal access.) | | | | | | | |
| Gross weight | kg | 125 | 125 | 130 | 130 | on request | on request |
| (incl. packaging, excl. internal access.) | | | | | | | |
| Optional base unit | yes/no | yes | yes | yes | yes | yes | yes |
| Height of base unit | mm | 160 | 160 | 160 | 160 | 160 | 160 |

* Variable device: full regulation of refrigeration to deep-freeze operation with AHT 001.
 ** The power consumption is approx. 10-20% lower in use thanks to the generally lower ambient temperatures and smaller quantities of goods.
 *** Longer internal light connection cable on request.

BERLIN End cap with consoles



The Hub's Engineering Pte Ltd
 231 Ubi Avenue 4, Intrapud Warehouse Complex Singapore 408017
 Tel: (65) 6740 1911 Fax: (65) 6749 4475 Service Hotline: (65) 9507 0799
 Email: hubees@hubs.com.sg